CROSS-CURRICULAR · SEASONS & CELEBRATIONS · BOOK 1 OF 32

Hanukkah Pack

One theme, ten fun activities.



Ages 3-5 | 13 pages | 15 min a page | Print at 100%

Colouring | Talk | Sorting

This book belongs to:

© Edu Archives · Free for home & classroom use · Not for resale

Notes for grown-ups

Why this matters

Seasonal activities help children talk about the celebrations and weather around them. This book mixes colouring, talking, counting and making around Hanukkah pictures and words to talk about, sort and spot.

How to use this book

1. Do one or two pages a day, not the whole book at once.
2. Talk about the pictures before you start each page.
3. Let your child take their time; there is no rush.
4. Praise trying and noticing, not neatness.

Things to say

- "What can you see in this picture?"
- "What do you know about this?"
- "Shall we count them together?"

What to look for

- Names the pictures
- Counts small groups
- Talks about what they know

If it is too hard

Do one or two pages a day and talk about the pictures first.

If it is too easy

Ask them to draw a scene of their own and tell you about it.

You will need

pencil, crayons, scissors (adult-led), glue (optional)

EYFS link
Cross-curricular: links Literacy, Mathematics and Understanding the World through one theme; see the skills listed on the cover.

© Edu Archives · Free for home & classroom use · Not for resale
eduarchivesworksheetsandprintables.com

Colour the Hanukkah pictures

Adult: Colour the pictures any way you like.

Name _____ Date _____



menorah



candle

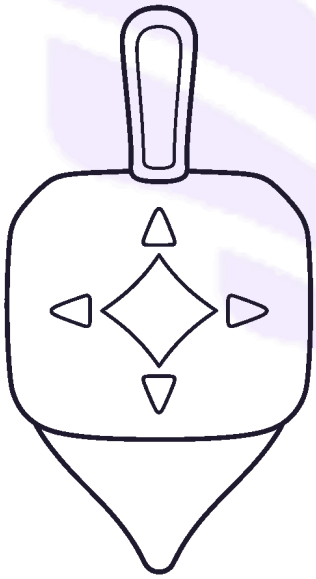

dreidel



star

© Edu Archives · Free for home & classroom use · Not for resale
eduarchivesworksheetsandprintables.com

Talk about it

Adult: Look at the pictures and answer the questions together.

Name _____ Date _____



menorah



candle

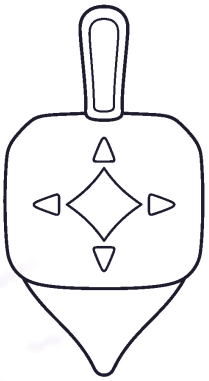

dreidel

What do you know about hanukkah?

© Edu Archives · Free for home & classroom use · Not for resale
eduarchivesworksheetsandprintables.com

Sort it

Adult: Cut out the cards and sort them into two groups. Explain your groups.

Name _____ Date _____

group 1

group 2



menorah



candle

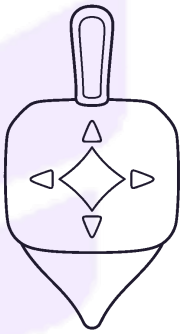

dreidel



star

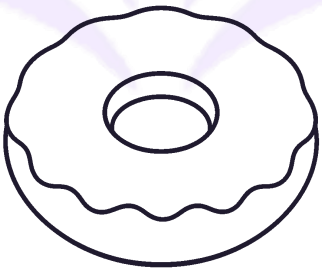

doughnut



coin

© Edu Archives · Free for home & classroom use · Not for resale
eduarchivesworksheetsandprintables.com

Maze

Adult: Find the way from the green dot to the red dot.

Name _____ Date _____



© Edu Archives · Free for home & classroom use · Not for resale
eduarchivesworksheetsandprintables.com

ATTENTION

Spot the difference

Adult: Find 3 differences.

Name _____ Date _____

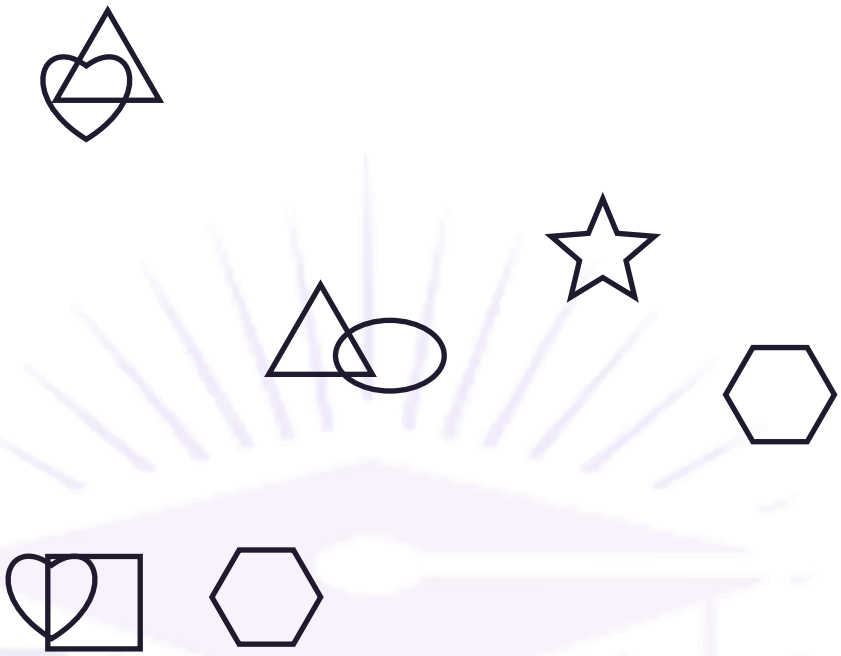

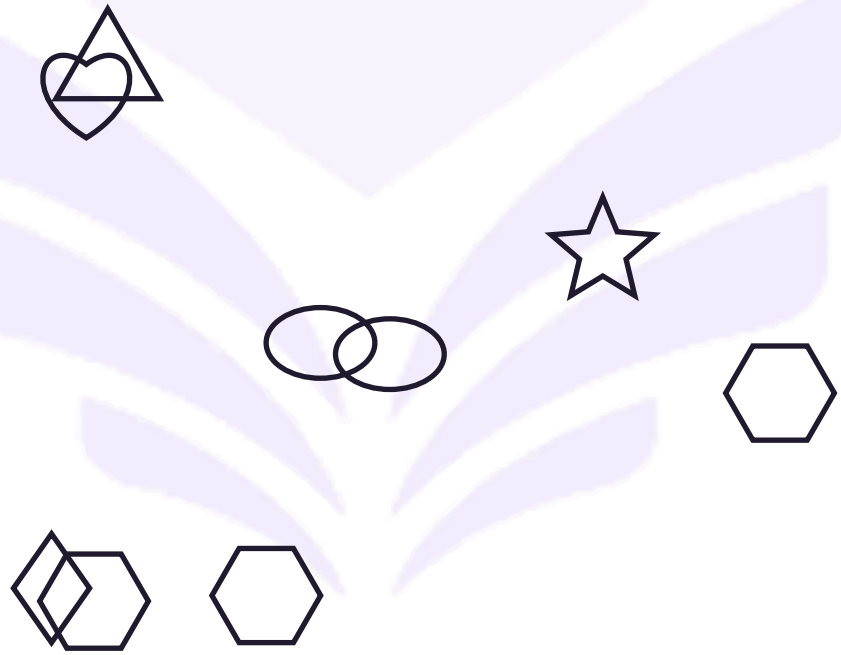

How many differences?

© Edu Archives · Free for home & classroom use · Not for resale
eduarchivesworksheetsandprintables.com

Cut and stick

Adult: Cut out the pictures and stick them on a big sheet to make a scene.

Name _____ Date _____



menorah



candle

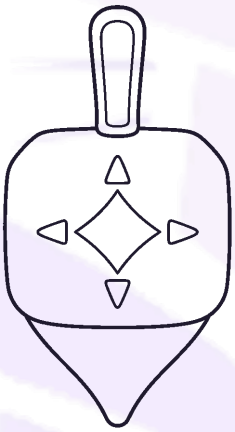

dreidel



star

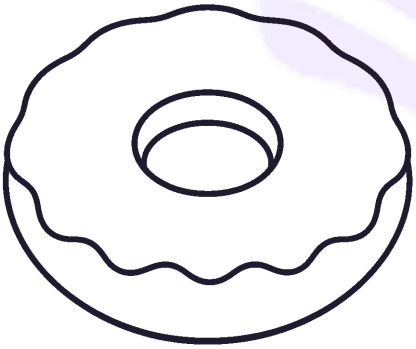

doughnut



coin

© Edu Archives · Free for home & classroom use · Not for resale
eduarchivesworksheetsandprintables.com

Hanukkah words

Adult: Name each picture together.

Name _____ Date _____



menorah



candle

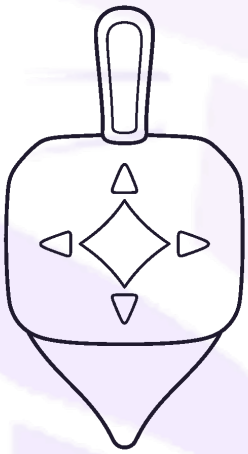

dreidel



star

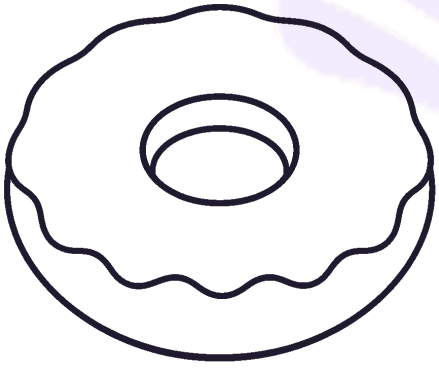

doughnut



coin

© Edu Archives · Free for home & classroom use · Not for resale
eduarchivesworksheetsandprintables.com

Draw your own

Adult: Draw your own hanukkah picture.

Name _____ Date _____

Draw your own here

© Edu Archives · Free for home & classroom use · Not for resale
eduarchivesworksheetsandprintables.com

Dot to dot

Adult: Join the dots from 1 to 10.

Name _____ Date _____



© Edu Archives · Free for home & classroom use · Not for resale
eduarchivesworksheetsandprintables.com

Count and write

Adult: Count each group and write the number.

Name _____ Date _____



© Edu Archives · Free for home & classroom use · Not for resale
eduarchivesworksheetsandprintables.com

Well done!

This certificate is awarded to

_____

for finishing

Hanukkah Pack



Signed _____ Date _____

What's next?

Christmas Jumper Day Pack

Find it free at eduarchivesworksheetsandprintables.com

© Edu Archives · Free for home & classroom use · Not for resale
eduarchivesworksheetsandprintables.com