CROSS-CURRICULAR · CHRISTMAS · BOOK 6 OF 14

Christmas: Advent Countdown & Kindness Calendar

One theme, ten fun activities.



Ages 3-5 | 13 pages | 15 min a page | Print at 100%

Counting | Number | Number Order

This book belongs to:

© Edu Archives · Free for home & classroom use · Not for resale

Notes for grown-ups

Why this matters

Seasonal activities help children talk about the celebrations and weather around them. This book mixes colouring, talking, counting and making around counting down to Christmas with maths, words and pictures.

How to use this book

1. Do one or two pages a day, not the whole book at once.
2. Talk about the pictures before you start each page.
3. Let your child take their time; there is no rush.
4. Praise trying and noticing, not neatness.

Things to say

- "What can you see in this picture?"
- "What do you know about this?"
- "Shall we count them together?"

What to look for

- Names the pictures
- Counts small groups
- Talks about what they know

If it is too hard

Do one or two pages a day and talk about the pictures first.

If it is too easy

Ask them to draw a scene of their own and tell you about it.

You will need

pencil, crayons, scissors (adult-led), glue (optional)

EYFS link

Cross-curricular: links Literacy, Mathematics and Understanding the World through one theme; see the skills listed on the cover.

© Edu Archives · Free for home & classroom use · Not for resale
eduarchivesworksheetsandprintables.com

Count and write

Adult: Count each group and write the number.

Name _____ Date _____



© Edu Archives · Free for home & classroom use · Not for resale
eduarchivesworksheetsandprintables.com

Ten frames

Adult: Count the dots. Draw one more.

Name _____ Date _____

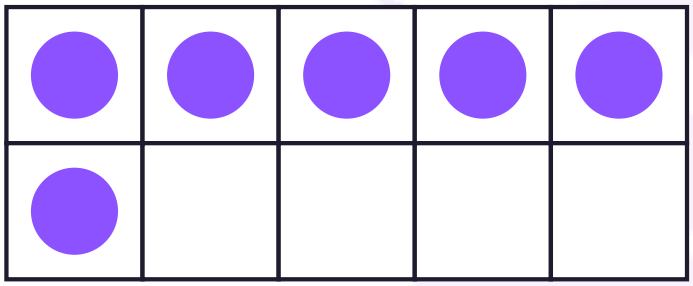

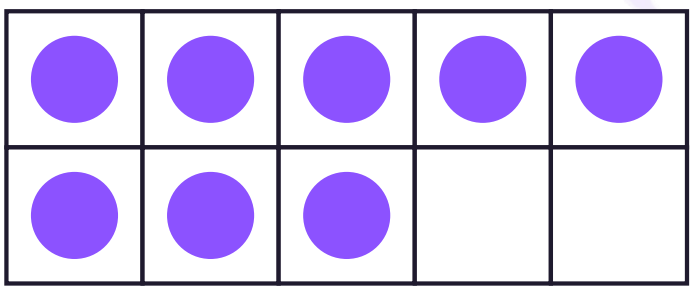

© Edu Archives · Free for home & classroom use · Not for resale
eduarchivesworksheetsandprintables.com

Number line

Adult: Fill in the missing numbers.

Name _____ Date _____

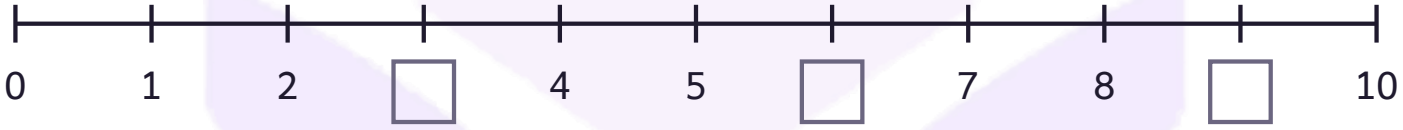

© Edu Archives · Free for home & classroom use · Not for resale
eduarchivesworksheetsandprintables.com

Size order

Adult: Cut out the pictures and put them in order from small to big.

Name _____ Date _____



christmas tree



christmas tree



christmas tree

© Edu Archives · Free for home & classroom use · Not for resale
eduarchivesworksheetsandprintables.com

Shape picture

Adult: Count the shapes in the picture. Colour it in.

Name _____ Date _____



© Edu Archives · Free for home & classroom use · Not for resale
eduarchivesworksheetsandprintables.com

Christmas words

Adult: Name each picture together.

Name _____ Date _____



christmas tree



present



star



stocking



bauble



snowman

© Edu Archives · Free for home & classroom use · Not for resale
eduarchivesworksheetsandprintables.com

Trace the words

Adult: Read each word, then trace it.

Name _____ Date _____

christmas_tree christmas_tree

present present

star star star star star

stocking stocking

© Edu Archives · Free for home & classroom use · Not for resale
eduarchivesworksheetsandprintables.com

Dot to dot

Adult: Join the dots from 1 to 10.

Name _____ Date _____



© Edu Archives · Free for home & classroom use · Not for resale
eduarchivesworksheetsandprintables.com

Colour the Christmas pictures

Adult: Colour the pictures any way you like.

Name _____ Date _____



christmas tree



present



star



stocking

© Edu Archives · Free for home & classroom use · Not for resale
eduarchivesworksheetsandprintables.com

Maze

Adult: Find the way from the green dot to the red dot.

Name _____ Date _____



© Edu Archives · Free for home & classroom use · Not for resale
eduarchivesworksheetsandprintables.com

Well done!

This certificate is awarded to

_____

for finishing

Christmas: Advent Countdown & Kindness Calendar



Signed _____ Date _____

What's next?

Christmas: Letter to Santa Writing Frames

Find it free at eduarchivesworksheetsandprintables.com

© Edu Archives · Free for home & classroom use · Not for resale
eduarchivesworksheetsandprintables.com